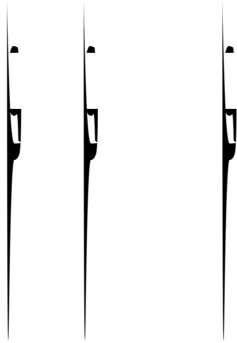



6th Grade Directions:

!"#\$%!"&

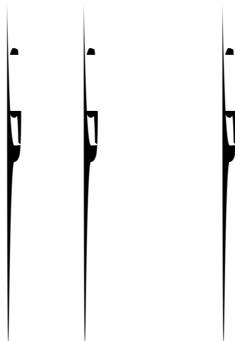
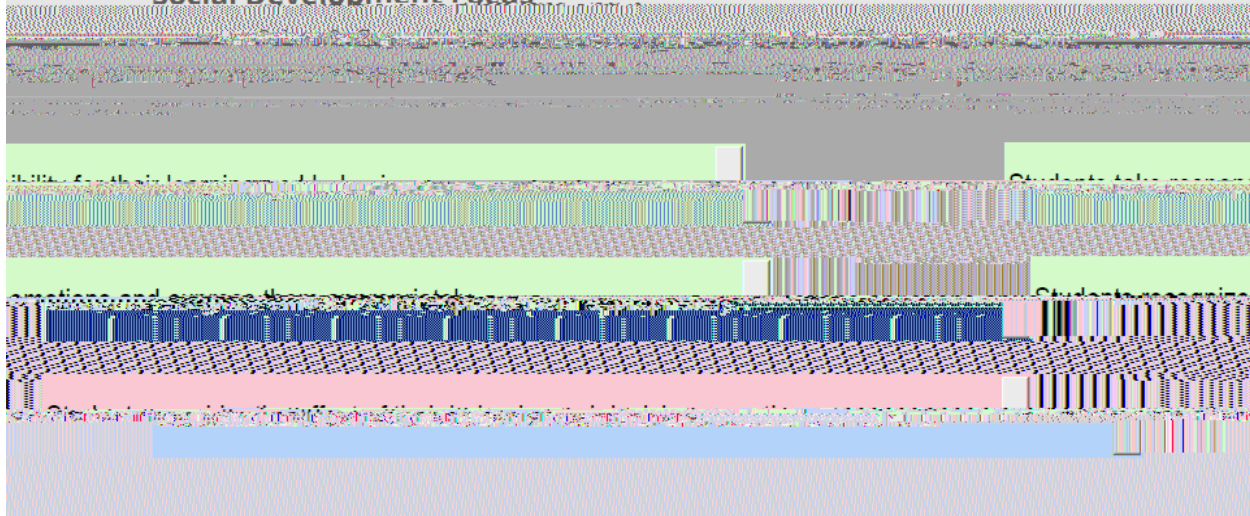
Schedule: '\$(!)" * + + ", & - . % * , (% / (. * (. " -) 0 (. 0 " (1 % . 2 " (3 4 2 " / / * , (&\$!%, 5(.0"(
6!&(7 " " 8 (*9(/) 0 * * 2 : (7 0 %) 0 (7 * \$ & (; " (&\$!%, 5(.0"(7 " " 8 (*9(1\$ " / & - < : (=> ? > @ A @ B

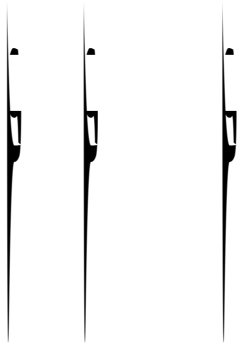
Materials and Material Links for Title IX Lesson and Activities:


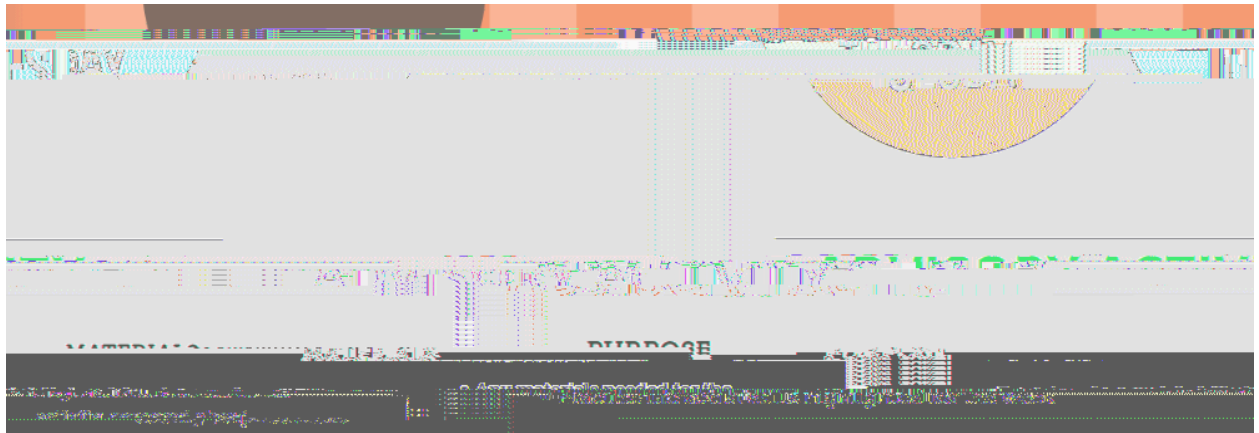




Social Development Focus









Make Any Decisions

Ask and briefly discuss:

Facilitation Tip


Just call on a few raised hands first

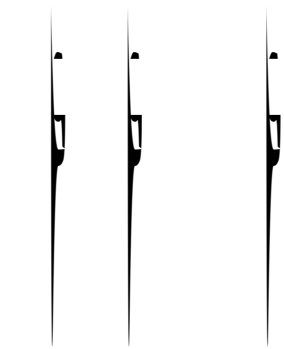


What might we do to be helpful in this situation? How might that help?


Partners? From notice making

are responding.

think about these students when we see them so they know we're here for them.








MATERIALS	PURPOSE
Paper and pencil for each student y (Google document below)	Practice the social skills highlighted for the week. Conflict Resolution
	<p>reviewing "Considerations for Designing a Morning Circle" activity document</p> <ol style="list-style-type: none"><li data-bbox="868 808 1437 840">1. Conduct the weekly greeting in a circle format.<li data-bbox="836 861 1323 892">2. Introduce the topic on conflict resolution.

Ma a : C R S
:// . / / /146 WP B BT U9B T M 9KW A 8 P
OJB0/ ? = a



PURPOSE

MATERIALS

Click to browse several activities to share with the class.

Markers

- Share with the class as desired

SPOTLIGHT STUDENT AND CLASS Q&A

weedy the class:

te the students to share about their lives, and mates to ask questions.

te led. AS and or, e, y, t, stuss:

What did you learn about a classmate today?

If there is not a Spotlight Student for this week, select another

Morning Activity: Add a story to the Morning Activities page

Share this activity with your class

er lives: the weekly, I, s, s, e, n, g, i, n, g, t, o, s, e, e, k:

to be informed of your classmate's activities, use the

Present the prompt:

the online.

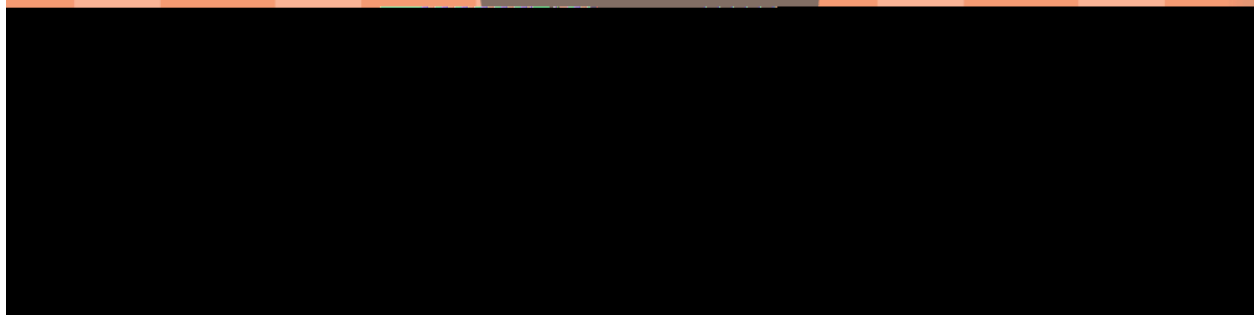
Using this prompt, share in the pocket page your classmate's

their process and possible solutions with the class.

day's activity?

Did you follow the norms during the



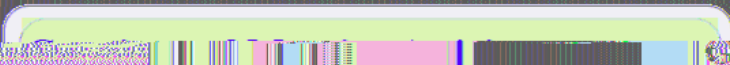


MATERIALS

PURPOSE

and Pencil

Paper and



Creating an Asynchronous Morning Circle

Review the "Considerations for Designing a Morning Circle"

1. Considerations for Designing a Morning Circle

and the rest of the class

and you meet with students one on one

you were a bystander to a conflict between

Write about a time you

4. Morning Circle: What's going on in your life? Write about a time you were a bystander to a conflict between two people. Write about a time you were a bystander to a conflict between two people.

3. One on One Conferences:

What's going on in your life? Write about a time you were a bystander to a conflict between two people. Write about a time you were a bystander to a conflict between two people.



Are there anything you are concerned about that you would like to report?

Is there anything you are concerned about that you would like to report?